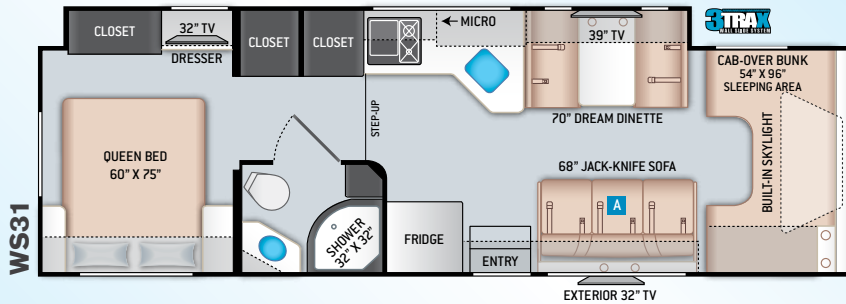
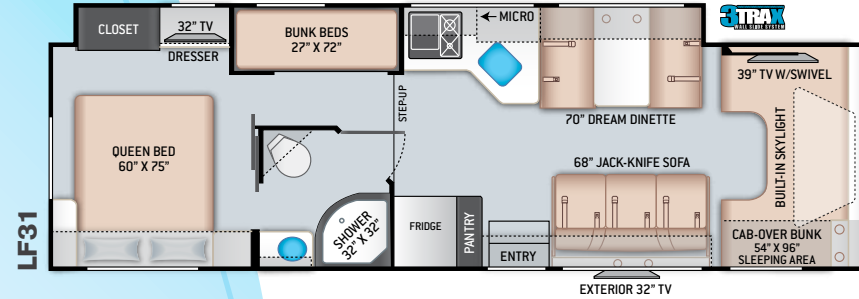
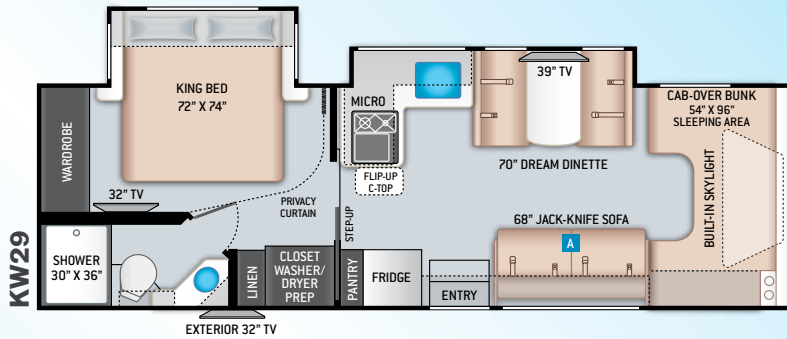
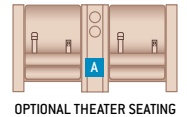


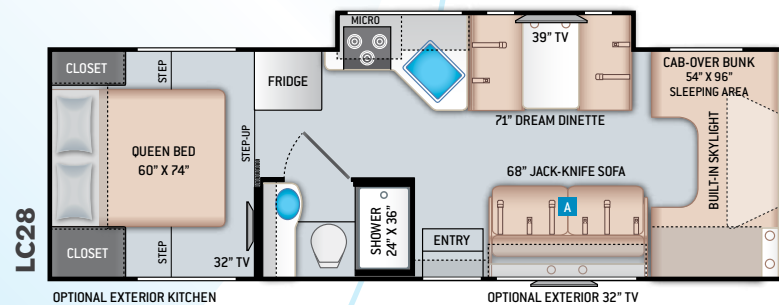
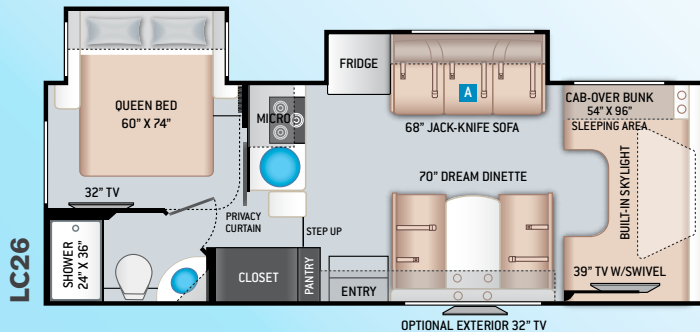
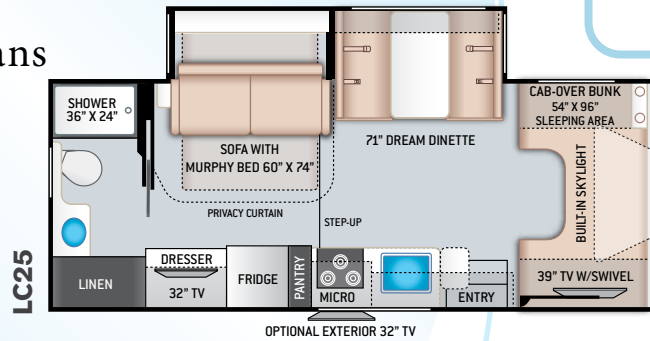
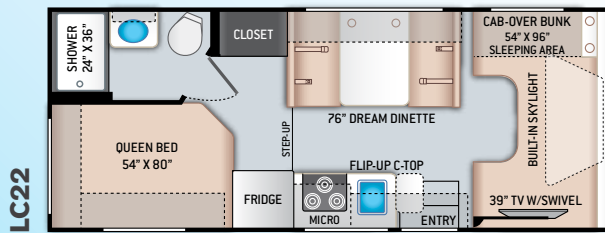
QUANTUM[®] Class C Floorplans



Option Available on
Select Floor Plans:




QUANTUM^{LC} Class C Floorplans




Exterior Graphics & Interior Decor

QUANTUM



BLUE CHIP PARTIAL PAINT



CASINO ROYALE PARTIAL PAINT




KEY LARGO FULL BODY PAINT



MONTE CARLO FULL BODY PAINT

QUANTUM_{LC}



STANDARD GRAPHICS




QUANTUM
SPRINTERS



RENO RED HD-MAX*



TAHOE BLUE HD-MAX*



KEY LARGO FULL BODY PAINT



MONTE CARLO FULL BODY PAINT

QUANTUM & QUANTUM_{LC} SPRINTERS

CAROLINA CHERRY



COASTLINE GREY



QUANTUM_{LC}

COASTLINE GREY



QUANTUM QUANTUM_{LC} & QUANTUM SPRINTERS

FLOORING



QUANTUM® SPRINTERS

Featured Highlights & Floor Plans

CONSTRUCTION & EXTERIOR

- Mercedes-Benz Sprinter - 3.0L V6 188HP 325 lb-ft Torque
- HD-MAX® Exterior with Graphics Package
- Front Cap with Skylight & Power Shade
- Electric Stabilizing System
- Welded Tubular Aluminum Roof & Sidewall Cage Construction
- Lighted Rotocast Storage Compartments
- Flush Mount Radius Compartment Doors
- Electric Entry Step with Accent Light Under Step on Separate Switch
- Entry Door with Deadbolt Lock
- Premium One-piece Crossflex™ Roof
- Power Patio Awning with Integrated LED Lighting
- Slide out Room Topper Awnings

CONSTRUCTION & EXTERIOR OPTIONS

- Full-Body Paint Package with Protective Mask

AUTOMOTIVE & COCKPIT

- Touchscreen Dash Stereo
- SiriusXM® Tuner & Antenna
- Back-up Monitor with Integrated Camera
- Cruise Control
- LED Taillights
- Deluxe Heated/Remote Exterior Mirrors

- Leatherette Swivel Captain's Chairs with Two Filler Cushions and Stow-Away Coffee Table
- Keyless Entry System
- Stainless Steel Wheel Liners
- Valve Stem Extensions on All Wheels
- Dash Applique
- Cockpit Carpet Mat
- Windshield Privacy Curtain

INTERIOR

- Residential Vinyl Flooring
- Rubber Tread Entry Steps with Step Well Light
- Ceiling Ducted Air Conditioning System
- Wall Cubby with Net & USB Charging Port
- High-Sheen Cabinetry with Flat Panel Upper Cabinet Doors and Nickel Finish Hardware
- Decorative Glass Inserts in Kitchen Overhead Cabinet Doors
- LED Lighting
- Cab-Over Sleeping Area with Cup Holders and Telescoping Bunk Ladder
- Premium Window Privacy Roller Shades
- Leatherette Sofa with Queen Size Murphy Bed Conversion (MB24)
- Leatherette Theater Seating with Footrests (DS24)
- Leatherette Dinette Booth with (2) Two Storage Drawers (DS24)
- Leatherette Dream Dinette® Booth (MB24)
- Wireless Phone Charger with USB Plug

INTERIOR OPTIONS

- Luxury Collection Interior Décor and Cabinet Package with Black Hardware and Faucets
- Single Child Safety Tether in Dinette (MB24)
- Cab-Over Bunk Safety Child Net
- 12-volt Attic Fan with Cover in Cab-Over

KITCHEN

- Double Door Refrigerator
- Recessed 3-Burner Gas Cooktop with Glass Cover (MB24)
- 2-Burner Gas Cooktop with Glass Cover & Electric Start (DS24)
- Convection Microwave Oven
- Range Hood with Task Lighting Above Cooktop (MB24)
- Solid Surface Kitchen Countertop with LED Accent Lighting
- Pop-up Countertop Outlet & Charging Center for Electronics (MB24)
- Large Single Bowl Stainless Steel Sink with Single Handle Faucet (MB24)
- Large Round Single Bowl Stainless Steel Sink with Single Handle Faucet (DS24)
- Flip-Up Countertop Extension
- 12-volt Ceiling Vent in Kitchen with Under Cabinet Switch

BEDROOM & BATHROOM

- Full Size Bed (DS24)
- Bedspread & Pillow Shams
- Bedroom 12V Outlet for CPAP Machine
- Bedroom USB Power Charging Center for Electronics
- Shower with Curved Anti-Microbial Shower Curtain
- Skylight in Shower
- Power Bath Vent with Wall Switch
- Foot Flush Toilet
- Stainless Steel Bathroom Sink
- 12-volt Attic Fan with Cover in Bedroom

ENTERTAINMENT

- 32" TV on Manual Swivel (MB24)
- 39" TV in Living Area (DS24)
- 32" TV in Bedroom (DS24)
- HDMI Video Distribution Box (DS24)
- Cable TV Ready
- Satellite Mounting Backer in Roof

ELECTRICAL & PLUMBING

- Onan® RV QG 3600 LP Generator
- Automatic Generator Start (AGS)
- 30-amp Shoreline Power Cord
- Automatic Transfer Switch with Power Protection
- Auxiliary House Battery (Group 31)
- Winegard® Connect™ 2.0 WiFi / 4G / TV Antenna

- 100-watt Solar Charging System with Solar Controller
- Battery Disconnect Switch
- Single Roof Air Conditioner
- Exterior LP Connection
- Tankless Water Heater
- Black Tank Flush System
- Holding Tanks with Heat Pads
- Sewer Hose Storage Area
- 360° Siphon RV Holding Tank Vent Cap
- 1" Fresh Water Tank Drain
- Outside Shower
- Systems Control Center

ELECTRICAL & PLUMBING OPTIONS

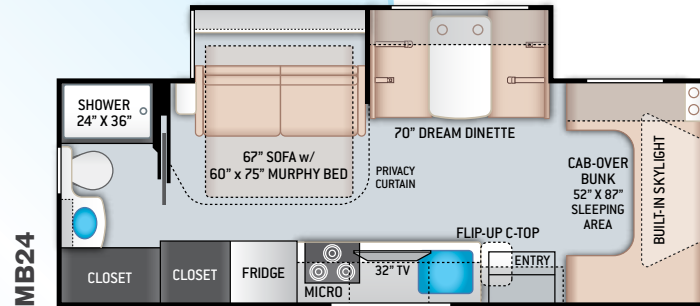
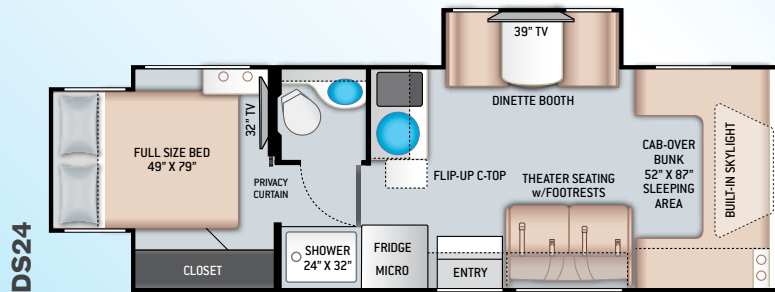
- Single, High Output, Roof Air Conditioner
- IPO Standard Roof Air Conditioner

For a complete listing of available features, visit thormotorcoach.com/quantum-sprinter.

Use your phone's camera to find out more information.



Just scan the code!



	DS24	MB24		DS24	MB24
Chassis	Mercedes-Benz Sprinter	Mercedes-Benz Sprinter	Awning Size	14'	14'
Gross Vehicle (GVWR)	11,030	11,030	Fuel (gal)	26.4	26.4
Gross Combined (GCWR)	15,250	15,250	LPG (lbs)	68.2	68.2
Wheel Base	170.3"	170.3"	Fresh/Waste/Gray Water (gal)	30 / 38 / 38	30 / 38 / 38
Exterior Length (w/o ladder)	25'-9"	25'-9"	Water Heater (gal)	Tankless	Tankless
Exterior Height (w/AC)	11'-8"	11'-8"	Furnace (BTUs)	30,000	30,000
Exterior Width (w/o mirrors)	90"	90"	Exterior Storage Capacity (cu. ft.)	39	49
Interior Height (living area)	84"	84"	Hitch Weight Rating (lbs)	5,000	5,000



IMPORTANT—PLEASE READ: This brochure reflects product design, fabrication, material, components and specifications at the date of printing, which date is disclosed below. Please visit us online at ThorMotorCoach.com or consult with your selling dealership for the latest in standards, options, specification and technical information. Photographs in the brochure may depict optional equipment or may only be available in certain floor plans. Components, appliances and the chassis may have been manufactured in a calendar year before the vehicle's designated model year. All capacities are approximate. The actual length of the vehicle may differ from that indicated in the brochure due to variances in the manufacturing processes and/or installed components. All dry weights are based on standard model features and do not include optional features or equipment. Component part and appliance manufacturers issue limited warranties covering portions of the vehicle not covered under the limited warranty we issue. Copyright Thor Motor Coach, Inc. © OH 11/16/2021

Made to fit.

P.O. Box 1486, Elkhart, IN 46515 Sales Department: 800.860.5658

thormotorcoach.com/quantum

